

Church Life Profile

Coolangatta Tugun Parish
The Catholic Church in Australia

The people of this parish...

Most VALUE:



Celebrating the Eucharist/
receiving Holy Communion



Traditional style of worship or
music



Sermons and homilies



Praying for one another



Want to give ATTENTION to:



Building a strong sense of
community



Liturgies that are nurturing to
people's faith



Increasing the number of people at
Mass



Creating a clear vision for the
church



Note: Attenders could select up to three options so percentages may not add up to 100%.

Dear local church,

Jesus declared, "I have come that they may have life and have it to the full".

This Church Life Profile contains your church's unique results from your church's involvement in the 2016 National Church Life Survey. We provide this Profile to you along with supporting resources to help you strengthen the vitality of your church, grow an owned vision and plan for the future.

We recommend you take three essential steps to get the most out of your survey results.

EVALUATE

Look at your results to see what they reveal

COMMUNICATE


Share key insights with your church

ACT

Take steps of action into the future

See www.2016ncls.org.au/5steps for more information. Our hope and prayer is that these resources will help, serve and equip your church in its mission and ministry.

The NCLS Research Team









The **Church Life Survey Workbook** is a companion to this Church Life Profile.

Use the Workbook and other resources in your Pack to explore and apply your survey results at your church.

All rights reserved. Permission is granted to local churches to reproduce data and images. Created on 26/07/2017

Profile Contents

	Summary Profile	3-9
	A summary of results about the people of this church, what they value and prioritise, their gifts and skills, how they relate to God, each other, and the wider community, as well as vision, innovation and leadership culture.	
	The Local Neighbourhood	10
	Demographics of the local neighbourhood around your church location.	
	The People of this Church	11-14
	Attendees' demographics, patterns of attendance, involvement in church life.	
	Church Vitality: Core Qualities of Church Life	15-25
	A detailed look at each of the nine core qualities that shape church vitality.	
	Child Survey Results (for churches who ran the Child Survey)	
	Experiences and thoughts about church life and faith from children aged 8 to 14 years.	
	Denominational Survey Results (for those who commissioned extra survey questions)	
	Responses to questions commissioned by your denomination.	

Weighing up your survey results



It is always important to consider who participated in the survey and in what context. Compare the number of people surveyed (shown at the bottom of each results page) with the total number in the church. Consider what else was happening in the life of the church at the time of the survey and whether/how it might have influenced the responses.

You in 2006 - Coolangatta Parish (TAB032, 596 forms)

You in 2011 - Coolangatta Tugun Parish (TAB032, 482 forms)

You in 2016 - Coolangatta Tugun Parish (TAB032, 332 forms)

About Child Surveys for 8 to 14 year olds:

Your church returned 0 completed Child Survey forms. If this is less than 10 forms, then no results are displayed to fulfill a commitment to confidentiality. All children's responses will be included in major reports.

The People of This Church



DEMOGRAPHIC PROFILE



60% of all people are female and 40% are male

31% of all people have a university degree



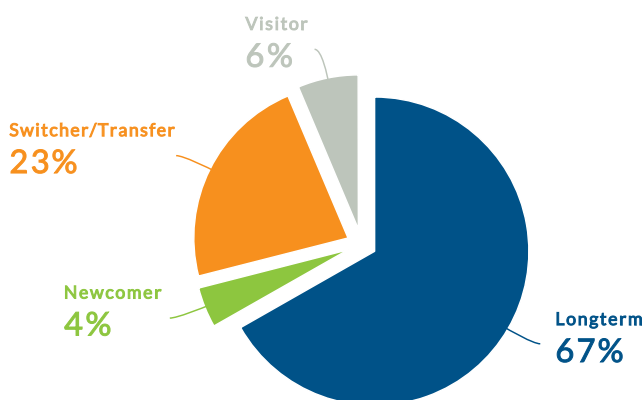
27% have a trade certificate, diploma or associate diploma



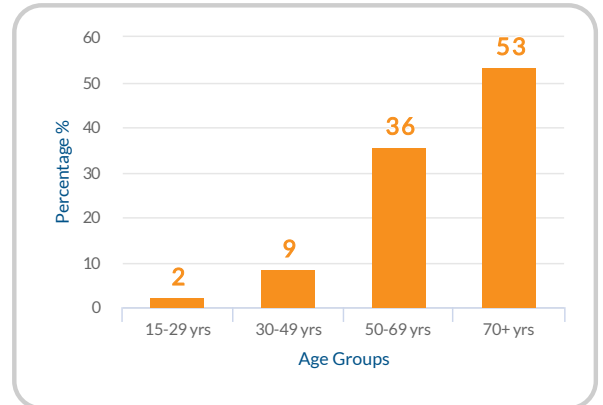
42% have primary or secondary school education



CHURCH BACKGROUND and ATTENDANCE



The AVERAGE AGE of people is 67 years



80% of all people were born in AUSTRALIA

20% were born overseas

10% speak a language other than ENGLISH at home



26% of attenders here are new arrivals to this parish in the past five years.

92% attend Mass at least monthly

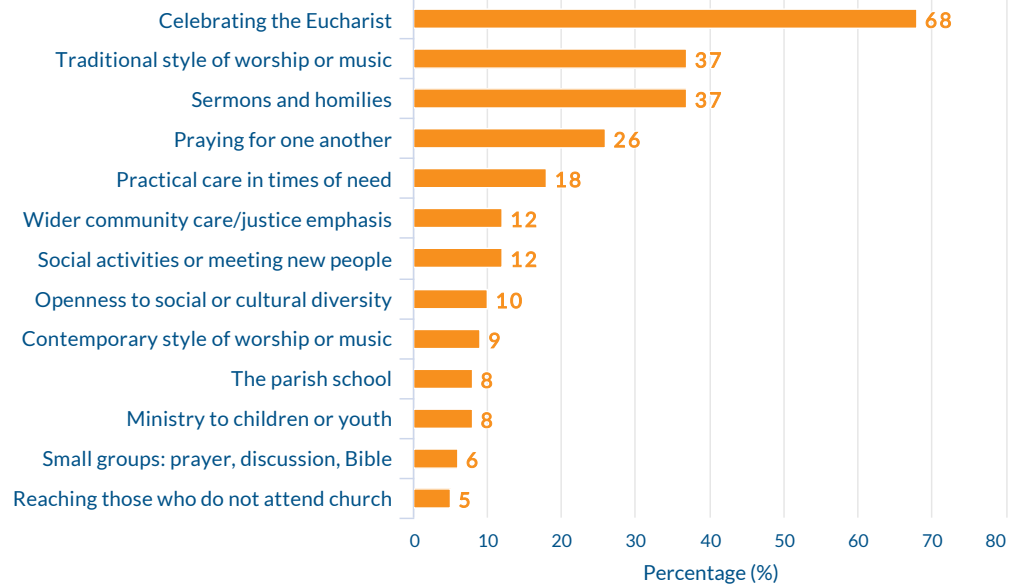


What People Value and Prioritise



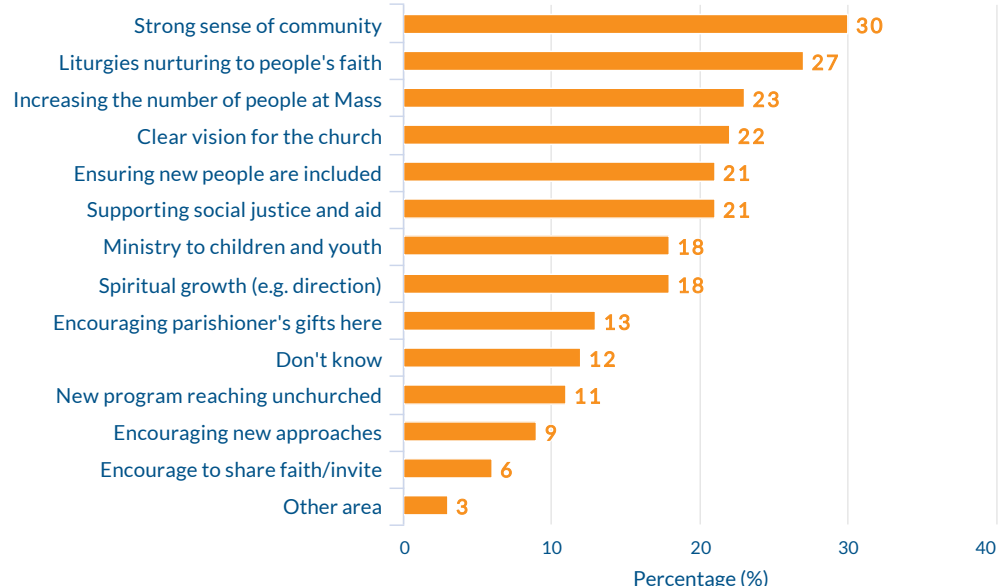
WHAT PEOPLE VALUE ABOUT THIS CHURCH

Attendees of this parish most value 'Celebrating the Eucharist/ receiving Holy Communion' and 'Traditional style of worship or music'



FUTURE PRIORITIES

Over the next 12 months most attendees would like priority given to: 'Building a strong sense of community' and 'Liturgies that are nurturing to people's faith'.

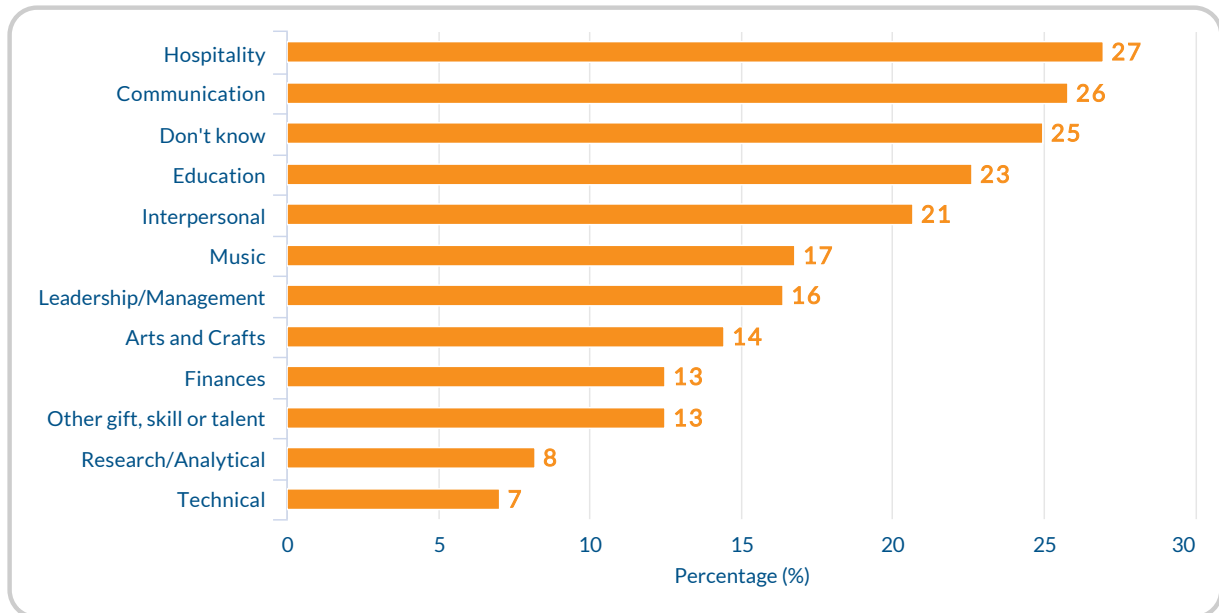


People's Gifts and Skills

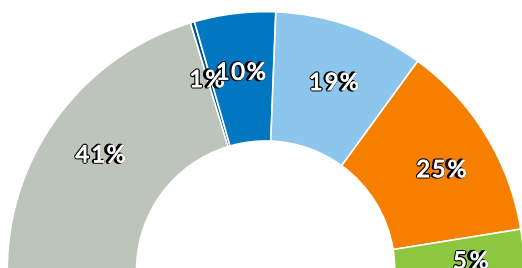


USE OF GIFTS and SKILLS

Attendees most commonly identified their gifts or skills as "Hospitality: welcome, host, provide food" and "Communication: write, edit, speak"

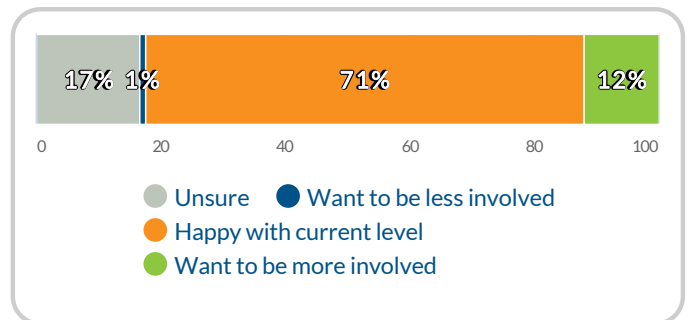


30% of attendees agree that their GIFTS, SKILLS AND TALENTS ARE BEING USED WELL in this parish



● Don't Know ● Strongly Disagree ● Disagree
 ● Neutral/Unsure ● Agree ● Strongly Agree

12% want to be MORE INVOLVED at this parish



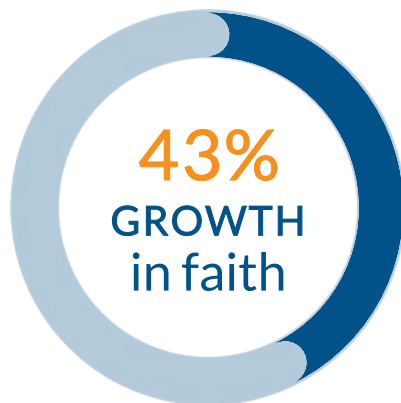
● Unsure ● Want to be less involved
 ● Happy with current level
 ● Want to be more involved

How People Relate to God

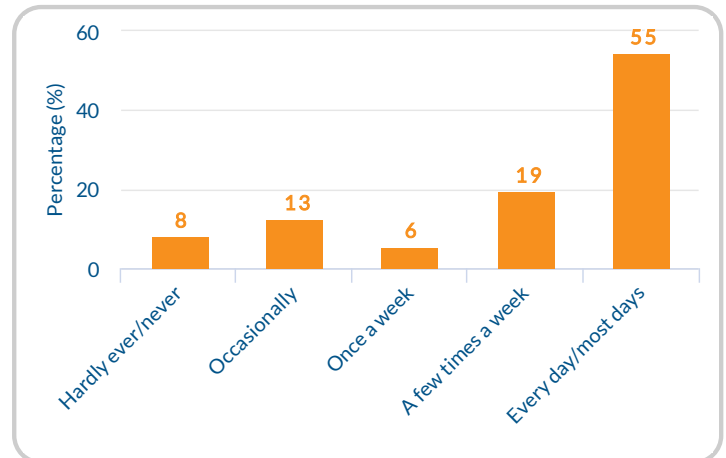


PERSONAL FAITH

43% of attenders said that they had experienced much **GROWTH IN FAITH** in the previous 12 months



55% spend time in **PRAYER, BIBLE READING, MEDITATION** every day or most days



IMPORTANCE of GOD in people's lives:

"God is more important to me than almost anything else" **30%**

"God is the most important reality in my life" **50%**



CHURCH SERVICES

During church services at this parish, attenders always or usually experience:

MUSIC
they appreciate



GROWTH
in understanding of God



Being challenged to
TAKE ACTION



How People Relate to Each Other



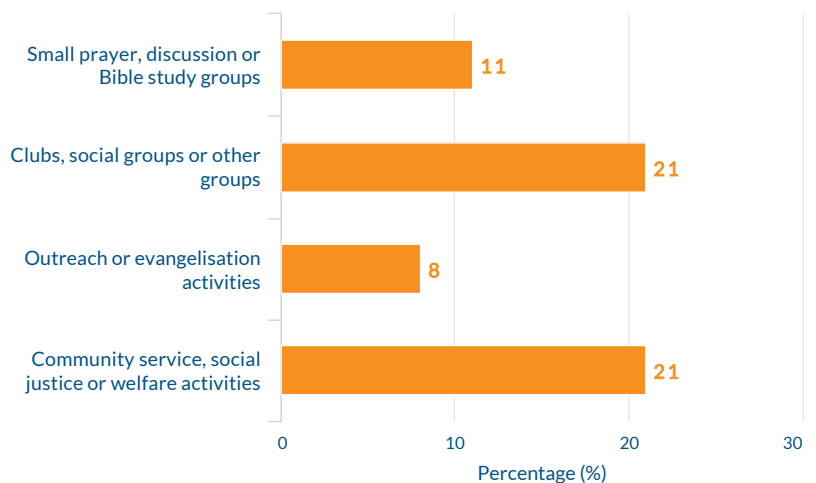
BELONGING and INVOLVEMENT



75% of people have a strong sense of belonging to this parish
69% found it easy to make friends within this parish



People of this parish are involved in various parish groups



SATISFACTION with PARISH ACTIVITIES

People shared how satisfied they are with what is offered by this parish:

For their own age **71%**
 For children aged under 12 years **35%**
 For youth aged 12 to 18 years **30%**



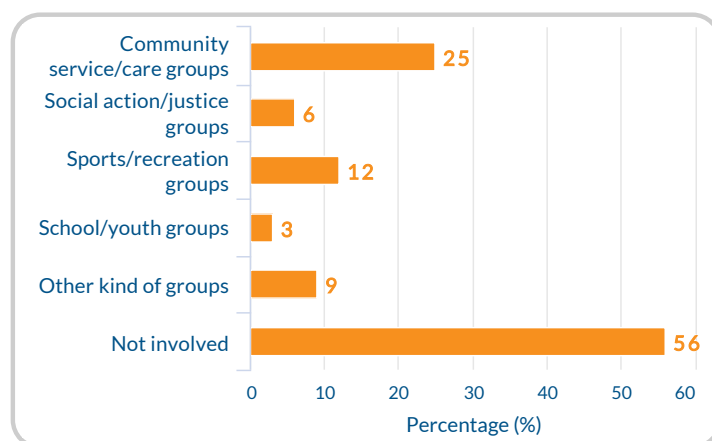
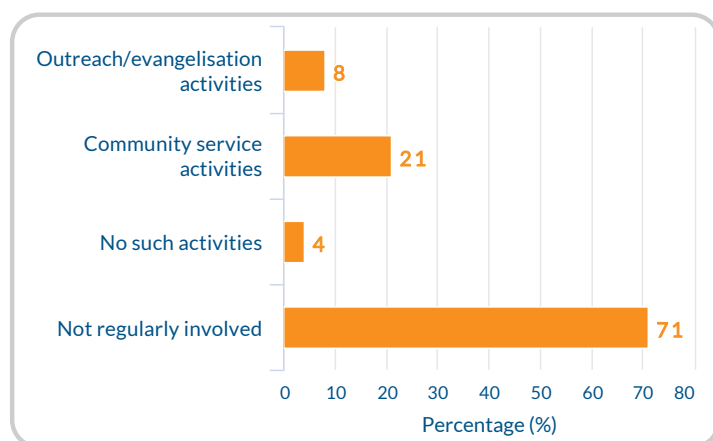
How People Relate to the Wider Community



INVOLVEMENT IN GROUPS

26% of people reach out to the wider community through activities of this parish

44% of people participate in wider community groups



Note: Attenders could choose more than one option, so percentages will not add to 100%



WORDS and ACTIONS

14% feel at ease TALKING ABOUT FAITH with others and look for opportunities to do so



32% INVITED friends and relatives to Mass or another church service in this last year



Attenders have made OFFERS OF HELP to others in a range of informal ways



Informal action in last 12 months %

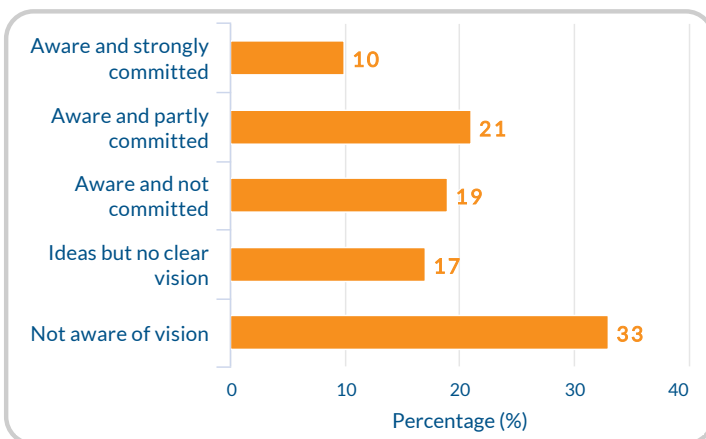
Donated money to a charitable organisation	76
Visited someone in hospital	62
Lent or gave money to someone outside your family	44
Helped someone through a personal crisis (not sickness)	39
Given some of your possessions to someone in need	38
Cared for someone who was very sick	37
Tried to stop someone abusing alcohol or drugs	14
Contacted a parliamentarian/councillor on a public issue	13

Vision, Innovation and Leadership Culture

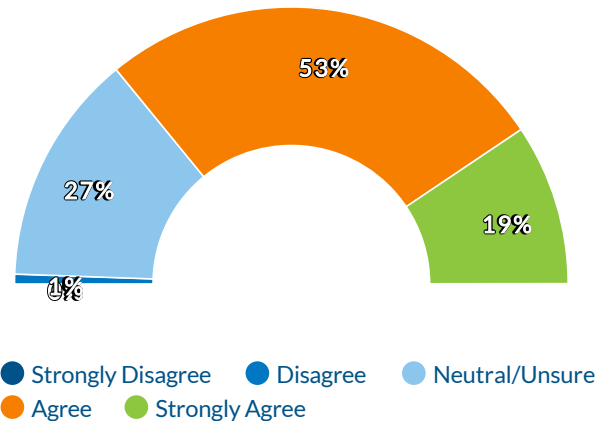


VISION and INNOVATION

10% of people are both aware of and strongly COMMITTED TO THE VISION and goals or directions for this parish



72% agree that they would SUPPORT the development of new initiatives in the ministry and mission of this parish

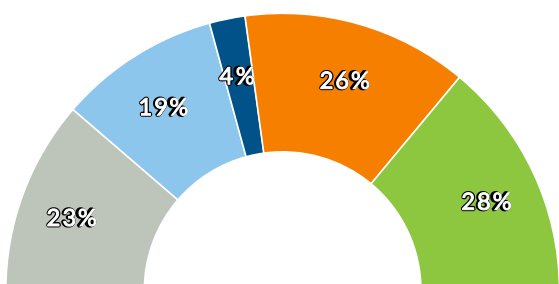


47% agree that this parish is always ready to TRY SOMETHING NEW



LEADERSHIP CULTURE

28% are fully confident that this parish CAN ACHIEVE THE VISION, goals or directions set



Vision Not Clear Don't Know Not Confident
 Partly Confident Fully Confident

35% of attenders perform a LEADERSHIP OR MINISTRY ROLE

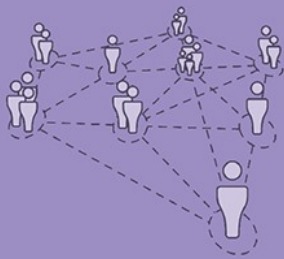
54% agree that this parish has good and CLEAR SYSTEMS for how it operates

Attenders agree:

30% Leaders encourage me to find and use my gifts and skills to a great or some extent

50% Leaders take into account ideas of people here to a great or some extent

38% Leaders here inspire me to action



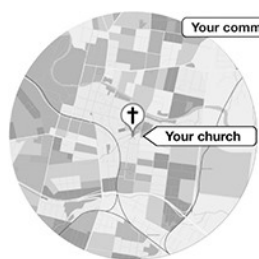
Your Local Neighbourhood

UNDERSTANDING YOUR CONTEXT

As your church reflects upon its ministry and mission, it is important to understand your local context. Demographic information about the people in your local area (e.g. age, country of birth) can help your church to be light and salt to the neighbourhood around you.

This page contains some information about the local neighbourhood around your church building. It is based on the 2011 National Census* from the Australian Bureau of Statistics.

Your neighbourhood area is based on 2 km radius around your church address: McLean & Tweed Sts, COOLANGATTA QLD 4225.



THE PEOPLE OF THE LOCAL COMMUNITY AROUND YOUR CHURCH

NUMBER OF PEOPLE

Total persons	13,540
Total persons aged 15 years or over	12,128
Total number of households	6,168
Total number of families	3,233



DEMOGRAPHIC PROFILE



7% were aged 0 to 9 years



11% had a university degree



40% were employed



41% lived alone



50% were in the same address as 5 years earlier



7% were born in non-English speaking countries



65% affiliated with the Christian religion

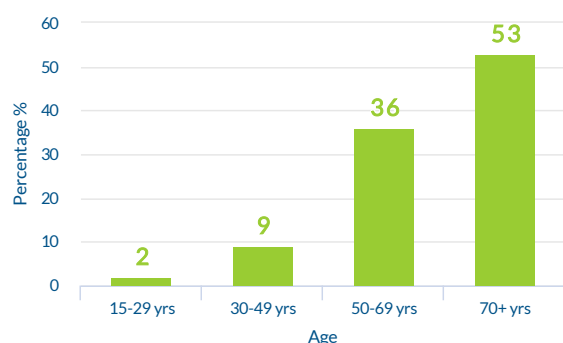
* All statistics derived by NCLS Research from data supplied by the Australian Bureau of Statistics © Commonwealth of Australia www.abs.gov.au. The most recent Census data (2011) is used at the time of report production. As 2016 Census data becomes available, refer to the NCLS Research website for news and resources.

People of this Church

A Demographic Profile

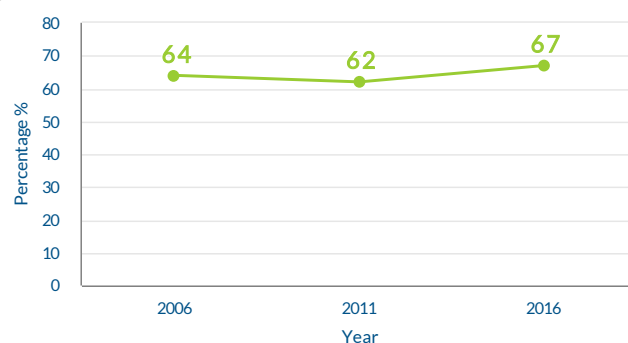
Age Profile

67 years is the average age of attenders at this parish (aged 15+)



Source: 2016 NCLS, Coolangatta Tugun

Change over time: Average age of church attenders aged 15+ years



Source: Coolangatta Tugun, NCLS 2006, 2011, 2016

Demographics

Gender

	You in 2016 (%)	You in 2011 (%)	Diocese in 2016 (%)
Female	60	59	62
Male	40	41	38

Marital Status

Never married	11	12	14
Married	65	65	67
In a defacto relationship	4	3	3
Separated or divorced	9	8	6
Widowed	11	12	10

Highest educational qualification

Primary/secondary school	42	50	38
Trade certificate, diploma or associate diploma	27	22	19
University degree	31	28	43

Employment status

Employed	29	33	45
Full-time home duties/family responsibilities	5	7	6
Retired	64	55	43

Country of birth

Of Aboriginal or Torres Strait Islander origin	2	0	1
Born in Australia (including above) ⁺	80	79	67
Born in another country where English is the main language ⁺	8	11	8
Born in a Non English-speaking country ⁺	12	11	25
At least one parent born in a Non English-speaking country ⁺	15	14	32

Speak a language other than English at home

English plus other language(s)	9	N/A	20
Non-English language(s) only	1	N/A	2

Lives in the parish

	70	58	69
--	----	----	----

⁺ Note: "Don't know" was included in 2016 as a response option for country of birth.

You in 2016 - Coolangatta Tugun Parish (TAB032, 332 forms)
 You in 2011 - Coolangatta Tugun Parish (TAB032, 482 forms)
 Diocese in 2016 - Archdiocese of Brisbane (TAB00000, 3104 forms, 11 parishes)

People of this Church

Children and Youth

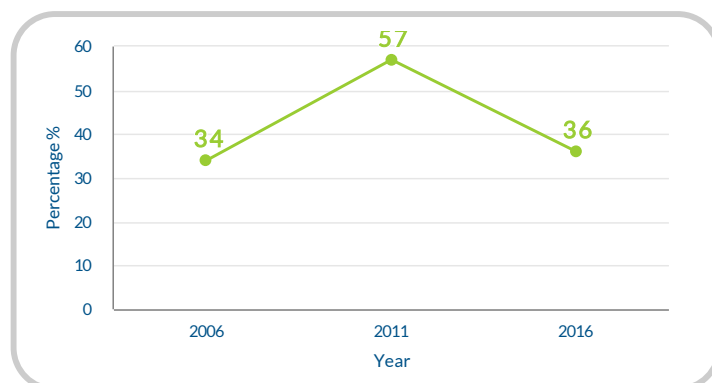
Children and Church Attendance

36% is the proportion of attenders' children (aged 15+ and living at home) who attend a church



Source: 2016 NCLS, Coolangatta Tugun

Change over time: Percent of attenders' children (aged 15+ and living at home) who attend a church



Source: Coolangatta Tugun, NCLS 2006, 2011, 2016

Children and Youth	You in 2016 (%)	You in 2011 (%)	Diocese in 2016 (%)
Young people (aged 15-19) at your parish			
Young people who completed the survey	0	2	3
Young people who have been attending more than 5 years	0	1	1
Young people who have been attending 5 years or less	0	1	1
Satisfaction with what is offered for particular age groups			
Satisfaction with what is offered here "for people your own age":			
All attenders very satisfied or satisfied	71	N/A	70
15-18 year olds very satisfied or satisfied	*	N/A	53
19-25 year olds very satisfied or satisfied	*	N/A	50
Satisfaction with what is offered here "for children aged under 12 years": ++			
All attenders very satisfied or satisfied	35	51	55
Satisfaction with what is offered here "for youth aged 12-18 years": ++			
All attenders very satisfied or satisfied	30	29	38
15-18 year olds very satisfied or satisfied	*	44	39
Church attendance pattern of attenders' children (still living at home)			
Attenders' children aged 15 and over still living at home: +			
Still attend this church	26	49	36
Attend elsewhere	10	9	10
Do not attend any church	64	44	48
Attenders' children aged 0-14 still living at home: +			
Still attend this church	95	70	82
Attend elsewhere	0	10	9
Do not attend any church	5	21	10
+ Note: All child attendance options could be selected, so percentages may not add to 100%			
++ Note: A new instruction was added to this question in 2016: "Please answer even if nothing age-specific is offered"			
* Results not provided as there were less than 6 responses			

You in 2016 - Coolangatta Tugun Parish (TAB032, 332 forms)
 You in 2011 - Coolangatta Tugun Parish (TAB032, 482 forms)
 Diocese in 2016 - Archdiocese of Brisbane (TAB00000, 3104 forms, 11 parishes)

People of this Church

Church Background

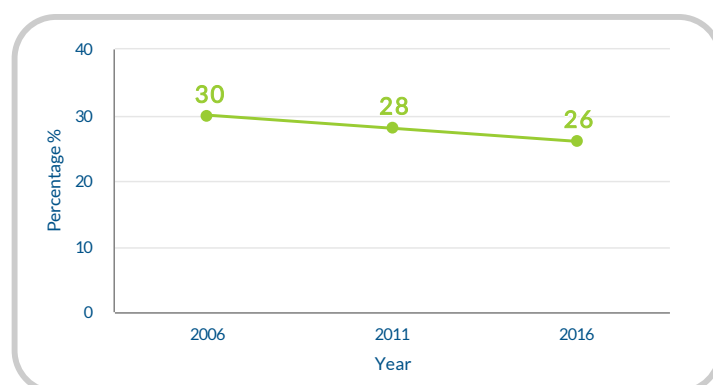
New Arrivals

26% of attenders here are new arrivals to this parish in the past five years.



Source: 2016 NCLS, Coolangatta Tugun

Change over time: Percent of attenders who were new arrivals in the 5 years prior to the survey



Source: Coolangatta Tugun, NCLS 2006, 2011, 2016

Church Background

You in
2016 (%)

You in
2011 (%)

Diocese in
2016 (%)

Newcomers to church (who were not attending any church 5 years ago):

Newcomers returning after an absence of several years	4	3	2
Newcomers who never regularly attended	0	2	1

Church attendance history: ⁺

Total newcomers (new to any church) in the last 5 years	4	5	4
Total who attended a different church in the last 5 years: ⁺⁺	23	21	24
Switchers from another denomination in the last 5 years ⁺⁺	1	1	1
Transfers from another Catholic parish in the last 5 years ⁺⁺	22	20	23
Long-term attenders: attended here for more than 5 years	67	63	66
Visitors from other churches	6	10	4
Visitors who do not regularly go to church	0	2	1

Length of attendance at this church:

Total new arrivals (new to your parish) in the last 5 years:	26	28	30
Less than 1 year	7	5	9
1-2 years	7	6	9
3-5 years	13	16	12
6-10 years	11	18	14
11-20 years	25	20	18
More than 20 years	31	22	33

⁺ Note: Church attendance history is calculated from three survey questions. The figures may not match those for length of attendance due to non-responses.

⁺⁺ Note: The wording of the response options to the survey question about the denomination of the previous church changed in 2016.

You in 2016 - Coolangatta Tugun Parish (TAB032, 332 forms)
 You in 2011 - Coolangatta Tugun Parish (TAB032, 482 forms)
 Diocese in 2016 - Archdiocese of Brisbane (TAB00000, 3104 forms, 11 parishes)

People of this Church

Leadership Roles

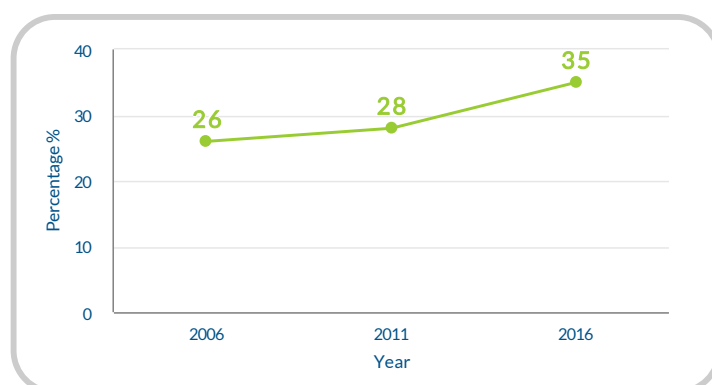
Leadership Roles

35% of attenders perform at least one leadership or ministry role here



Source: 2016 NCLS, Coolangatta Tugun

Change over time: Percent of attenders who perform at least one leadership or ministry role here



Source: Coolangatta Tugun, NCLS 2006, 2011, 2016

Gifts and Skills	You in 2016 (%)	You in 2011 (%)	Diocese in 2016 (%)
Attenders' gifts and skills			
Arts and Crafts: building, visual, textile	14	N/A	18
Communication: write, edit, speak	26	N/A	25
Education: teach, coach	23	N/A	22
Finances: accounts, financial management	13	N/A	11
Hospitality: welcome, host, provide food	27	N/A	25
Interpersonal: build relationships, care for people	21	N/A	21
Music: play, sing, write music	17	N/A	17
Leadership/Management: lead, manage, plan, organise	16	N/A	18
Research/Analytical: collect information, analyse, report	8	N/A	11
Technical: computers, sound, light	7	N/A	10
Other gift, skill or talent	13	N/A	12
Don't know	25	N/A	21
Strongly agree or agree that their gifts and skills are used well here	30	N/A	36
Parish volunteer roles of attender			
Liturgical roles (including Children's liturgy)	27	20	27
Sacrament preparation	2	1	2
Parish council or committee member	7	5	6
Group leadership	4	2	3
Pastoral care	11	6	8
Attenders performing any of above leadership/ministry roles here	35	28	29
Involved in parish school or R.E. in government school	7	6	5
Some other role	16	11	11
Attenders with formal church roles			
Lay person employed as a teacher in a Catholic school	3	2	4
Attender with any other formal church role	7	8	5

You in 2016 - Coolangatta Tugun Parish (TAB032, 332 forms)
 You in 2011 - Coolangatta Tugun Parish (TAB032, 482 forms)
 Diocese in 2016 - Archdiocese of Brisbane (TAB00000, 3104 forms, 11 parishes)



Church Vitality: Core Qualities of Church Life

Over 20 years NCLS Research has identified 9 Core Qualities shown to be central to the life of a vital church. The blend of these qualities points to the unique character of each church, its areas of strength and its potential for growth.

These Core Qualities are measured and grouped into three areas of church life.

The **Internal Core Qualities** focus on the inner life of the community of faith, and a measure is made of the extent to which the community:

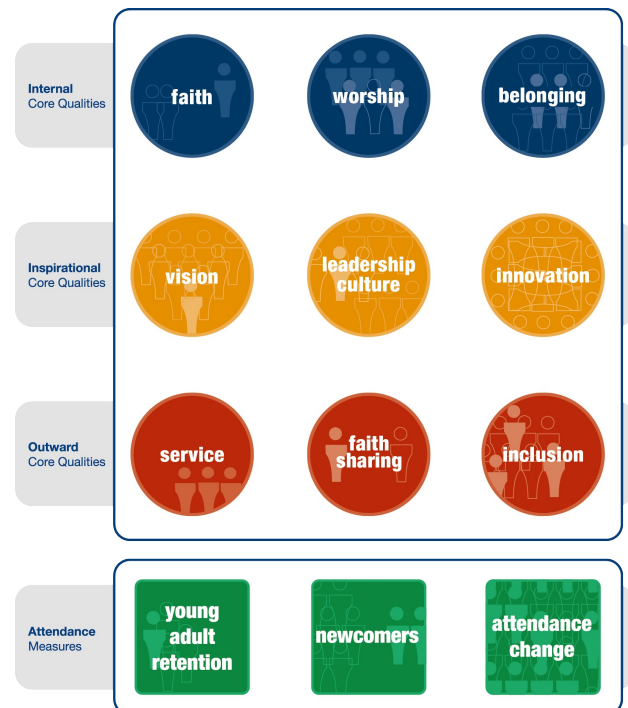
- has an alive and growing **Faith**
- experiences vital and nurturing **Worship**
- feels a strong and growing **Belonging**

The **Inspirational Core Qualities** focus on the vigour of a church and the catalysts that inspire a church to move forward. They give a measure of the extent to which the church has:

- a clear and owned **Vision**
- inspiring and empowering **Leadership**
- openness to imaginative and flexible **Innovation**


The **Outward Core Qualities** focus on the outward looking life of the church, and a measure is made of the extent to which the church undertakes:

- practical and diverse **Service**
- willing and effective **Faith-sharing**
- intentional and welcoming **Inclusion**



NCLS Research also explores three attendance measures for every church:

- **Young adult retention** - the extent to which the children of the faith community remain regular attenders when they grow into young adulthood.
- **Newcomers** - the extent to which newcomers who have arrived in the previous five years make up the congregation.
- **Attendance change** - the extent to which attendance numbers have changed over the last five years through the inflow and outflow of people.



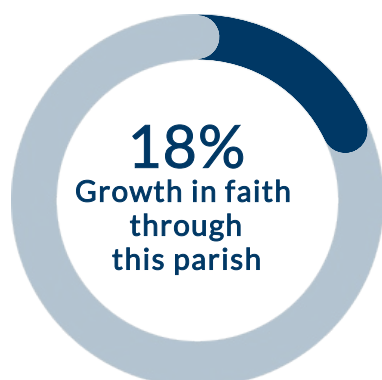
For more detail on the NCLS Research Vitality Framework refer to the book *Enriching Church Life* or go to www.ncls.org.au



Faith Alive and Growing

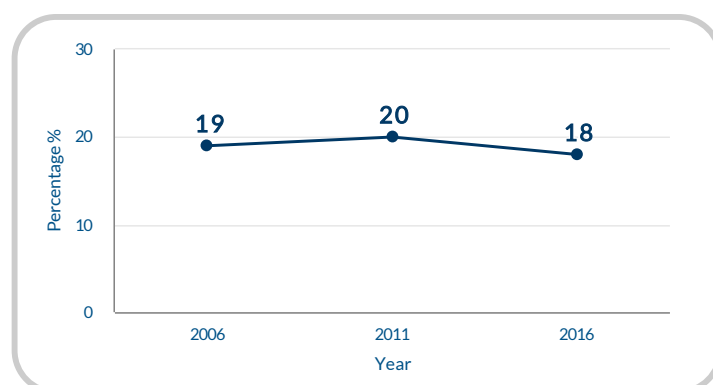
Growth in Faith through this Parish

18% said they had experienced much growth in faith through this parish in the last 12 months



Source: 2016 NCLS, Coolangatta Tugun

Change over time: Percent of attenders who experienced much growth in faith through this parish in the last 12 months



Source: Coolangatta Tugun, NCLS 2006, 2011, 2016

Alive and Growing Faith

You in
2016 (%)

You in
2011 (%)

Diocese in
2016 (%)

Growth in faith

Attenders' growth in faith in the past year:

Much growth through this parish	18	20	18
Much growth through other groups or churches	8	5	7
Much growth through private activity	17	14	13
Some growth	40	42	43
No growth	18	20	19

Private devotional activity

Time spent in private prayer, Bible reading, meditation:

Every day/most days	55	50	49
A few times a week	19	18	18
Once a week	6	6	5
Occasionally	13	16	18
Hardly ever	6	8	8
Never	2	3	3

Importance of God

God is the most important reality in my life	50	45	43
God is more important to me than almost anything else	30	33	33
Fairly important, but many other things are more important	20	20	23

You in 2016 - Coolangatta Tugun Parish (TAB032, 332 forms)

You in 2011 - Coolangatta Tugun Parish (TAB032, 482 forms)

Diocese in 2016 - Archdiocese of Brisbane (TAB00000, 3104 forms, 11 parishes)



Worship

Vital and Nurturing

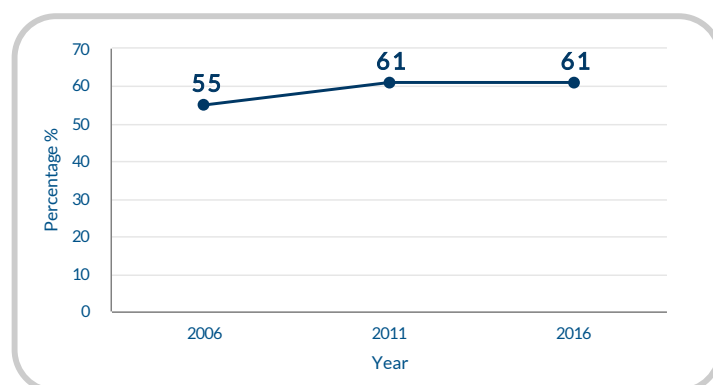
Inspired during Worship Services

61% of attenders said they always/usually experience inspiration during services



Source: 2016 NCLS, Coolangatta Tugun

Change over time: Percent of attenders who always/usually experience inspiration during services



Source: Coolangatta Tugun, NCLS 2006, 2011, 2016

Vital and Nurturing Worship

During church services here, attenders

	You in 2016 (%)	You in 2011 (%)	Diocese in 2016 (%)
Always experience inspiration	19	25	27
Usually experience inspiration	41	36	37
Always experience a sense of God's presence	50	47	52
Usually experience a sense of God's presence	32	32	31
Always experience growth in understanding of God	26	30	31
Usually experience growth in understanding of God	37	37	38
Always experience being challenged to take action	13	12	20
Usually experience being challenged to take action	27	29	30

During church services here, attenders experience preaching very helpful to their life

Always	23	28	29
Usually	41	44	39
Sometimes	31	24	28
Rarely / Never	5	4	4

During church services here, attenders experience music they appreciate

Always	37	N/A	43
Usually	31	N/A	35
Sometimes	23	N/A	17
Rarely / Never	8	N/A	4

The parish priest's style of celebration at Mass is mainly

Serious, reverent, unhurried; emphasis on sacredness	32	N/A	26
Brisk and business-like; aim not to keep people too long	6	N/A	3
Casual, often humorous; emphasis on putting people at ease	15	N/A	11
Warm and personal; emphasis on involving everyone	31	N/A	51
Dull and impersonal; uninspiring, out of touch with people	10	N/A	2
None of the above/Don't know	5	N/A	6

You in 2016 - Coolangatta Tugun Parish (TAB032, 332 forms)

You in 2011 - Coolangatta Tugun Parish (TAB032, 482 forms)

Diocese in 2016 - Archdiocese of Brisbane (TAB00000, 3104 forms, 11 parishes)



Belonging Strong and Growing

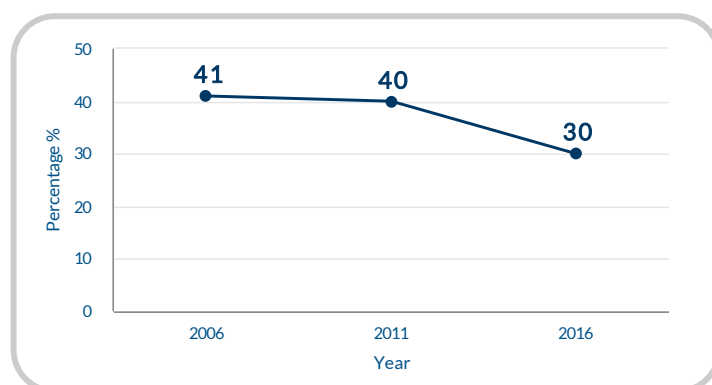
Sense of Belonging

30% of attenders said they have a strong sense of belonging to this parish, which is growing.



Source: 2016 NCLS, Coolangatta Tugun

Change over time: Percent of attenders who have a strong and growing sense of belonging to this parish



Source: Coolangatta Tugun, NCLS 2006, 2011, 2016

Strong and Growing Belonging	You in 2016 (%)	You in 2011 (%)	Diocese in 2016 (%)
Sense of belonging to the parish			
Strong and growing	30	40	43
Strong and stable	31	28	27
Strong but weakening	13	6	7
No, but I am new here	5	6	6
No, and I wish I did by now	3	4	3
No, but I am happy as I am	15	11	12
Don't know/not applicable	3	6	3
Frequency of Mass attendance here			
First time/ hardly ever/ special occasions only	6	9	4
Less than once a month	3	4	3
Once a month	2	3	4
Two or three times a month	8	9	10
Usually every week	68	64	67
More than once a week	15	11	12
Regular participation in this parish's activities			
Small prayer, discussion or Bible study groups	11	10	12
Fellowship, clubs or other social groups	21	20	21
Evangelistic or outreach activities	8	6	7
Community service, social justice or welfare activities	21	18	20
"Being Catholic is an important part of who I am"			
Strongly agree or agree	94	N/A	94
Neutral/Unsure	4	N/A	3
Disagree or strongly disagree	1	N/A	1
Not applicable	1	N/A	1

You in 2016 - Coolangatta Tugun Parish (TAB032, 332 forms)

You in 2011 - Coolangatta Tugun Parish (TAB032, 482 forms)

Diocese in 2016 - Archdiocese of Brisbane (TAB00000, 3104 forms, 11 parishes)



Vision Clear and Owned

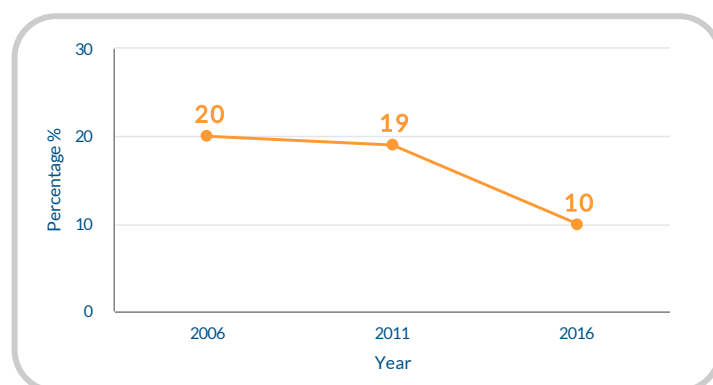
Committed to this Parish's Vision

10% of attenders said they are aware of and strongly committed to this parish's vision, goals or directions



Source: 2016 NCLS, Coolangatta Tugun

Change over time: Percent of attenders who are aware of and strongly committed to this parish's vision, goals or directions



Source: Coolangatta Tugun, NCLS 2006, 2011, 2016

Clear and Owned Vision

Awareness of vision, goals and directions of the parish

	You in 2016 (%)	You in 2011 (%)	Diocese in 2016 (%)
Attenders are aware and strongly committed	10	19	18
Attenders are aware and partly committed	21	22	26
Attenders are aware and not committed	19	27	19
Attenders are aware of ideas not of any clear vision/goals/directions	17	7	12
Attenders are unaware of any clear vision, goals or directions	33	25	25

Confidence that the parish can achieve its vision, goals or directions

	You in 2016 (%)	You in 2011 (%)	Diocese in 2016 (%)
Fully confident the vision can be achieved	28	45	45
Partly confident the vision can be achieved	26	22	25
Not confident the vision can be achieved	4	1	2

Attenders' views on priorities for this parish in the next 12 months: ⁺

	You in 2016 (%)	You in 2011 (%)	Diocese in 2016 (%)
Spiritual growth (e.g. spiritual direction, prayer groups)	18	21	23
Liturgies that are nurturing to people's faith	27	22	22
Building a strong sense of community in this parish	30	37	34
Creating a clear vision for this parish's future	22	18	16
Encouraging people here to discover/use their gifts	13	22	17
Encouraging new approaches to ministry and mission	9	13	9
Supporting social justice and aid to people in need	21	16	21
Encouraging people here to share their faith or invite others	6	10	7
Ensuring new people are included well in church life	21	24	17
Ministry to children and youth	18	22	20
Increasing the number of people at Mass	23	19	19
Starting a new program reaching people who don't go to church	11	19	12

⁺ Note: The wording on the introduction to this question changed slightly in 2016.

You in 2016 - Coolangatta Tugun Parish (TAB032, 332 forms)

You in 2011 - Coolangatta Tugun Parish (TAB032, 482 forms)

Diocese in 2016 - Archdiocese of Brisbane (TAB00000, 3104 forms, 11 parishes)



Leadership Culture Inspiring and Empowering

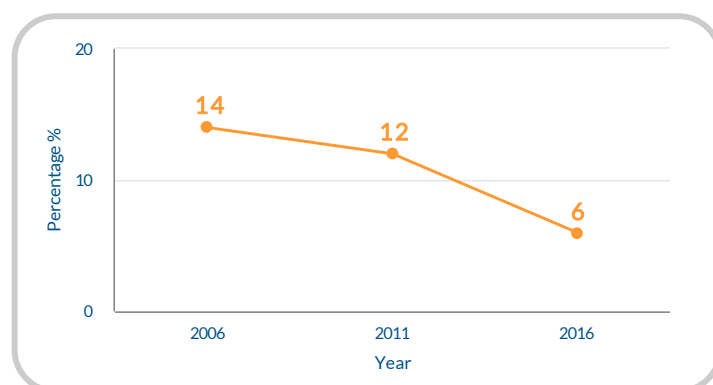
Encouraging Gifts and Skills

6% of attenders said this parish's leaders have encouraged them to find and use their gifts and skills here to a great extent



Source: 2016 NCLS, Coolangatta Tugun

Change over time: Percent of attenders who said this parish's leaders have encouraged them to find and use their gifts and skills to a great extent



Source: Coolangatta Tugun, NCLS 2006, 2011, 2016

Inspiring and Empowering Leadership Culture	You in 2016 (%)	You in 2011 (%)	Diocese in 2016 (%)
Attenders say this parish's leaders encouraged them to find and use their gifts and skills here:			
To a great extent	6	12	16
To some extent	24	24	24
To a small extent	23	24	20
Not at all	29	21	21
Attenders say that this parish's leaders take into account the ideas of the people here:			
To a great extent	25	48	38
To some extent	24	21	23
Attenders strongly agree or agree that...			
Leaders here inspire me to action	38	59	55
Leaders here keep strong focus on connecting with wider community	53	75	69
Leaders here encourage innovation and creative thinking	39	63	53
The parish has good and clear systems for how it operates	54	76	73
Attenders who perform a leadership or ministry role here	35	28	29
Attenders' evaluation of their involvement here			
I would like to be more involved	12	N/A	18
I am happy with my current level of involvement	71	N/A	66
I would like to be less involved	1	N/A	2

You in 2016 - Coolangatta Tugun Parish (TAB032, 332 forms)

You in 2011 - Coolangatta Tugun Parish (TAB032, 482 forms)

Diocese in 2016 - Archdiocese of Brisbane (TAB00000, 3104 forms, 11 parishes)



Innovation Imaginative and Flexible

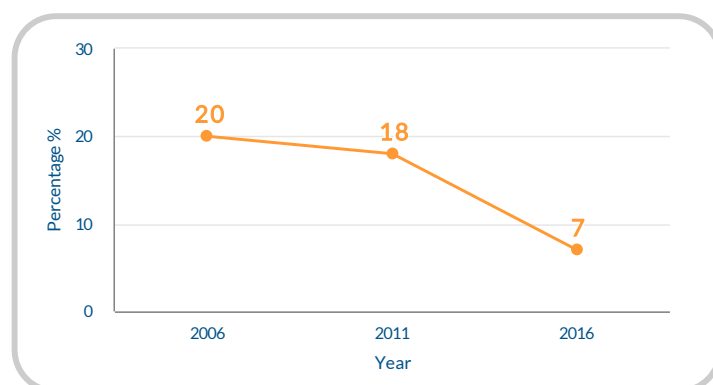
Ready to Try Something New

7% of attenders strongly agree that this parish is always ready to try something new



Source: 2016 NCLS, Coolangatta Tugun

Change over time: Percent of attenders who strongly agree that this parish is always ready to try something new



Source: Coolangatta Tugun, NCLS 2006, 2011, 2016

Imaginative and Flexible Innovation	You in 2016 (%)	You in 2011 (%)	Diocese in 2016 (%)
Willingness of the parish to try new things			
This parish is always ready to try something new:			
Strongly agree	7	18	17
Agree	41	51	47
Neutral / Unsure	42	29	33
Disagree	7	2	2
Strongly disagree	4	1	1
Leaders encourage innovation			
Leaders here encourage innovation and creative thinking:			
Strongly agree	2	14	11
Agree	36	49	42
Neutral / Unsure	51	34	42
Disagree	9	2	4
Strongly disagree	2	0	1
Openness to new initiatives			
I would support the development of new initiatives in ministry and mission in this parish:			
Strongly agree	19	N/A	23
Agree	53	N/A	49
Neutral / Unsure	27	N/A	26
Disagree	1	N/A	1
Strongly disagree	0	N/A	0

You in 2016 - Coolangatta Tugun Parish (TAB032, 332 forms)

You in 2011 - Coolangatta Tugun Parish (TAB032, 482 forms)

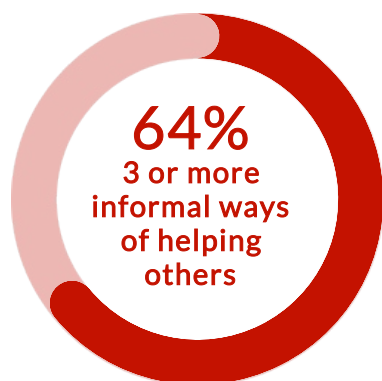
Diocese in 2016 - Archdiocese of Brisbane (TAB00000, 3104 forms, 11 parishes)



Service Practical and Diverse

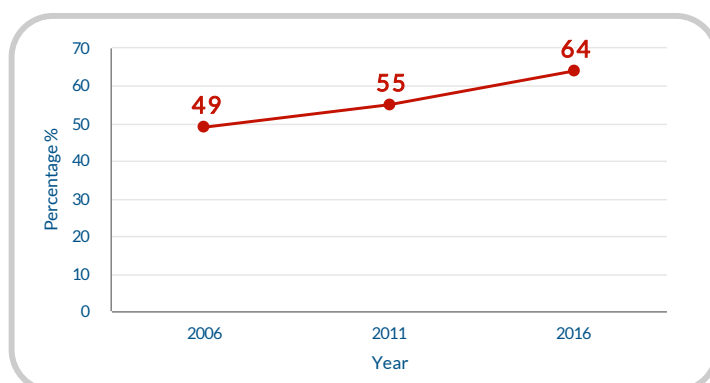
Informal Acts of Service

64% of attenders said they had informally helped others in three or more of a list of ways in the last year



Source: 2016 NCLS, Coolangatta Tugun

Change over time: Percent of attenders who informally helped others in three or more ways in the last year



Source: Coolangatta Tugun, NCLS 2006, 2011, 2016

Practical and Diverse Service

You in
2016 (%)

You in
2011 (%)

Diocese in
2016 (%)

Informal ways of helping others (in the last year)

Attenders who helped others in three or more of the ways below:

Lent or gave money outside family ⁺
Cared for someone who was very sick
Helped someone through a crisis
Visited someone in hospital
Gave possessions to a needy person
Tried to stop someone abusing alcohol or drugs
Donated money to charity
Contacted a parliamentarian or councillor about an issue

64	55	57
44	22	48
37	34	30
39	38	37
62	48	46
38	43	40
14	14	10
76	77	73
13	14	15

Regular involvement in parish-based service activities

Community service, social justice or welfare activities

21	18	20
----	----	----

Ongoing involvement in community groups not connected to this parish

Community service, care or welfare groups
Social action, justice or lobby groups
Sport, recreation or hobby groups
School or youth groups (e.g. P&F, Scouts)
Another kind of group
Not involved with such groups

25	20	22
6	3	6
12	16	12
3	7	7
9	10	10
56	58	59

Beliefs about Christian responsibility to actively care for the environment

Yes, Christians have a responsibility, and I am active
Yes, Christians have a responsibility, but I am currently not active
No, Christians do not have a responsibility
Unsure

61	N/A	61
32	N/A	33
3	N/A	2
3	N/A	4

⁺ Note: Was changed from "Lent money" in 2011 to "Lent or gave money" in 2016.

You in 2016 - Coolangatta Tugun Parish (TAB032, 332 forms)

You in 2011 - Coolangatta Tugun Parish (TAB032, 482 forms)

Diocese in 2016 - Archdiocese of Brisbane (TAB00000, 3104 forms, 11 parishes)



Faith Sharing Willing and Effective

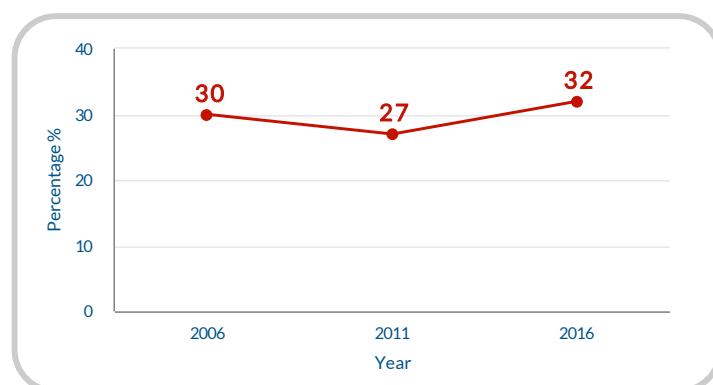
Inviting Others to Church

32% of attenders said they had invited a friend or relative who does not currently attend church to a service here in the last year



Source: 2016 NCLS, Coolangatta Tugun

Change over time: Percent of attenders who invited a friend or relative who does not currently attend church to a service here in the last year



Source: Coolangatta Tugun, NCLS 2006, 2011, 2016

Willing and Effective Faith-sharing

You in
2016 (%)

You in
2011 (%)

Diocese in
2016 (%)

Inviting others to church here

Willingness to invite to Mass or another church service here any friends/relatives who don't currently attend a church:

Willing and invited someone in the last 12 months	32	27	27
Willing, but didn't invite someone in the last 12 months	34	35	33
Probably wouldn't invite someone	21	19	19
Definitely wouldn't invite someone	2	2	2
Don't know	12	17	19

Involvement in evangelisation or outreach activities

Attenders involved regularly in outreach or evangelistic activity	8	6	7
---	---	---	---

Readiness to share faith with others

Feel at ease talking about their faith and look for opportunities	14	15	15
Mostly feel at ease talking about their faith, and do so if it comes up	58	55	54
Find it hard to talk about their faith in ordinary language	16	11	14
Do not like to talk about their faith; life and actions are sufficient	11	16	16
Do not have faith	1	2	1

You in 2016 - Coolangatta Tugun Parish (TAB032, 332 forms)

You in 2011 - Coolangatta Tugun Parish (TAB032, 482 forms)

Diocese in 2016 - Archdiocese of Brisbane (TAB00000, 3104 forms, 11 parishes)



Inclusion Intentional and Welcoming

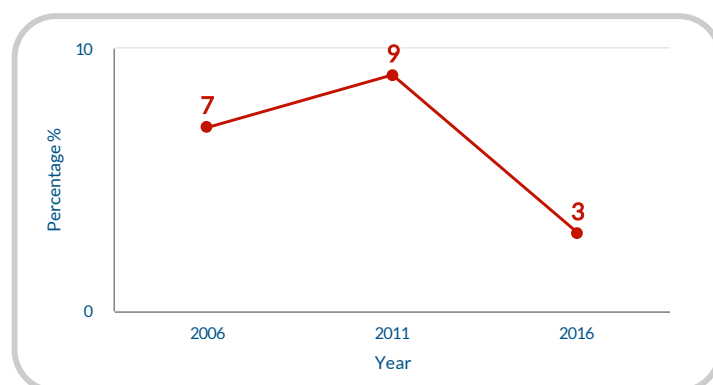
Follow-up of People Drifting Away

3% of attenders said they would certainly follow up someone they knew who was drifting away from church



Source: 2016 NCLS, Coolangatta Tugun

Change over time: Percent of attenders who would certainly follow up someone they knew who was drifting away from church



Source: Coolangatta Tugun, NCLS 2006, 2011, 2016

Intentional and Welcoming Inclusion	You in 2016 (%)	You in 2011 (%)	Diocese in 2016 (%)
Likelihood of attenders to follow up someone drifting away from church			
Certain	3	9	7
Very likely	13	12	11
Likely	25	21	20
Hard to say	40	38	43
Unlikely	18	20	20
Attenders personally seek out and welcome people they know who are new arrivals			
Always	12	10	16
Mostly	19	12	17
Sometimes	27	30	24
Rarely / Never	17	23	20
Attenders have found it easy to make friends here			
Among all attenders:			
Agree or strongly agree	69	64	69
Disagree or strongly disagree	4	11	5
Among those who have arrived in the last five years:			
Agree or strongly agree	63	54	57
Disagree or strongly disagree	7	17	7

* Results not provided as there were less than 6 responses

You in 2016 - Coolangatta Tugun Parish (TAB032, 332 forms)
 You in 2011 - Coolangatta Tugun Parish (TAB032, 482 forms)
 Diocese in 2016 - Archdiocese of Brisbane (TAB00000, 3104 forms, 11 parishes)

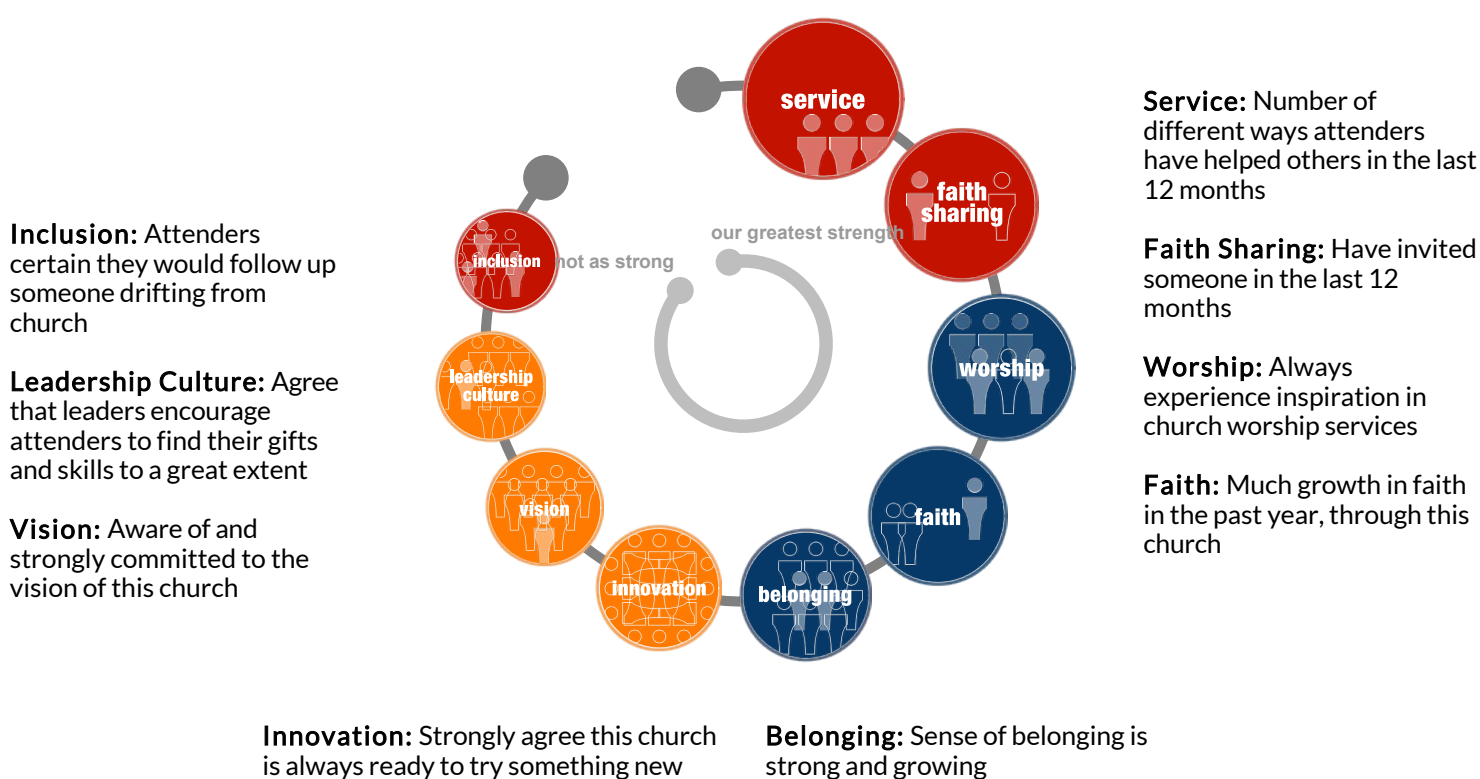
Church Vitality: Circle of Strengths

Core Qualities Overview

Over 25 years of research in Australian churches, the NCLS has highlighted key indicators for each of the nine core qualities of church health and vitality.

This circle of strengths is a simple 'broad brush' view of your church's survey results in each core quality of church life.

A single indicator of responses has been chosen for each core quality area. The order of the core qualities in the circle of strengths is based on ranking the indicator scores from highest to lowest.



Core Qualities in 2016: Headline Indicator Scores out of Ten

Faith	Worship	Belonging	Vision	Leadership Culture	Innovation	Service	Faith sharing	Inclusion
4.9	5.0	3.6	2.8	2.0	2.9	8.2	5.8	1.6

How does it work? For each indicator question, the percentage of the people in the church who selected a given response is converted into a score between 1 and 10, where a score of 5 is the average in the context of all participating churches in Australia.

What Next?

A positive, inclusive process

Involving your churchgoers in a process of review and setting goals or vision can build unity and vitality in churches. It can be a positive, inclusive process of affirmation, discernment and moving forward together in ministry and mission.

After completing the survey, we encourage you to explore and apply your survey results and take some action, as you step into the future. Inviting your churchgoers to celebrate, set goals or determine vision will help them own and contribute to any future directions.



Respond to your survey results in your own way

Many factors make your church unique so we provide a range of exercises to choose from to help your church move forward.

- Do you want to celebrate and affirm the people of your church?
- Do you want to identify the key insights from your survey feedback?
- Do you want to workshop a particular part of your results with a group?
- Do you want to deeply reflect on your results in order to set future direction, or pursue a vision?

You can use various elements in the Church Life Survey Workbook to tailor a process to suit your particular context, stage and people.

Three tips to get the most out of your survey results



For more, see your Church Life Survey Workbook, or go to 2016ncls.org.au/after-survey



What Next?

Each church is unique, so a range of processes are provided to help your church to determine the best way to explore and apply your survey results. Options are provided in the Workbook to equip churches to evaluate, communicate and act.

If you would like to work through the recommended process systematically, follow the steps below.

Before you begin: assess what your church is ready for

What are we ready for?

Reflect on the current capacity of your church and determine the best approach to explore and apply your results. Consider the most suitable way to allow your churchgoers to respond to their survey results. Using the Workbook, determine some goals for your church.

After you receive your survey results: evaluate, communicate and act

Evaluate

Meet with leaders when you have the results

What are we seeing?

How does this fit with our calling?

Explore and evaluate your survey results

Gain An Overview: Review your *Summary Profile* to gain a brief summary of your key survey results.

Dig Deeper: Engage with more in-depth information in your *Detailed Review* to assess specific core qualities of church life.

Communicate

Share insights and plans with the church

Celebrate these strengths!

Let's pray for these challenges and plans

Identify key points and communicate them

Choose from several communication tools and ideas to share your survey results with your church. Browse through the Workbook and decide the best way to inform your church of your survey results. Invite churchgoers, leaders or groups to participate in future planning or action.

Act

Identify and do the actions that reach goals

Let's pursue our calling by...

Participate with us in being the church

Plan and act for your future

Take steps of action together, forming a plan that empowers attenders to contribute their gifts and skills. Several styles of process are available to help your church to explore your NCLS results and plan for the future.

Choose a process and begin:

- Short Process,
- Reflection Action Process, or
- Comprehensive Process.

For more, see your [Church Life Survey Workbook](#), or go to 2016ncls.org.au/after-survey

2016 NCLS Results Dashboard

Coolangatta Tugun Parish
Denomination: Catholic

Who Took Part?

These results are based on 332 adult attenders aged 15 years and over and 0 children* aged 8 to 14 who completed the 2016 National Church Life Survey at our church.

**NB: If fewer than 10 child surveys returned, no results displayed.*

Our Gifts and Skills

- Hospitality 27%
- Communication 26%
- Don't know 25%
- Education 23%



How We Relate to God

- Growth in faith over last year 43%
- Private devotions at least weekly 80%
- God is most important reality 50%
- Worship challenges me to act 40%



How We Relate to Community

- Volunteer in community activity 26%
- Helped others in 3 or more ways 64%
- Feel at ease sharing faith with others 72%
- Serve in welfare or justice activity 44%



Our People

- Average age 67 years
- Female 60% Male 40%
- Tertiary education 31%
- Non-English speaking background 12%



What We Value and Prioritise

- Value: Celebrating the Eucharist 68%
- Value: Traditional style of worship or music 37%
- Prioritise: Strong sense of community 30%
- Prioritise: Liturgies nurturing to people's faith 27%

How We Relate to Each Other

- Strong sense of belonging 75%
- Easy to make friends 69%
- Involved in small groups 11%
- Satisfied with children's activities 35%



Our Vision and Leadership

- Aware and strongly committed to vision 10%
- Ready to try something new 47%
- Leaders help us use our gifts/skills 30%



Weighing up your survey results

It is always important to consider who participated in the survey and in what context. Compare the number of people surveyed (shown at the bottom of each results page) with the total number in the church. Consider what else was happening in the life of the church at the time of the survey and whether/how it might have influenced the responses.

Use your Profile Number **RRU3GT** to access this profile online
www.2016ncls.org.au